



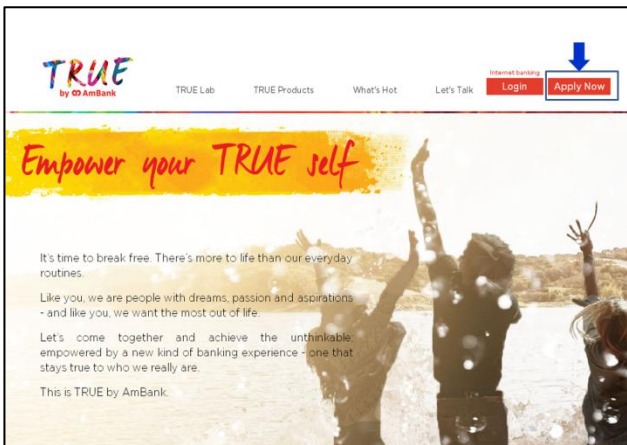
Online Application Steps for TRUE Debit MasterCard / TRUE VISA Credit Card

You can apply for a TRUE Debit MasterCard / TRUE Visa Credit Card:

- 1) At any AmBank branches; or
- 2) Via truebyambank.com. Just follow the steps below.

A. For Non-AmBank Customer

- 1) Logon to www.truebyambank.com & click Apply Now on the top right corner.
- 2) Fill in the details and select either "TRUE Debit MasterCard (TRUE Transact Account & TRUE Savers Account)" or "TRUE Visa Credit Card". Click Submit



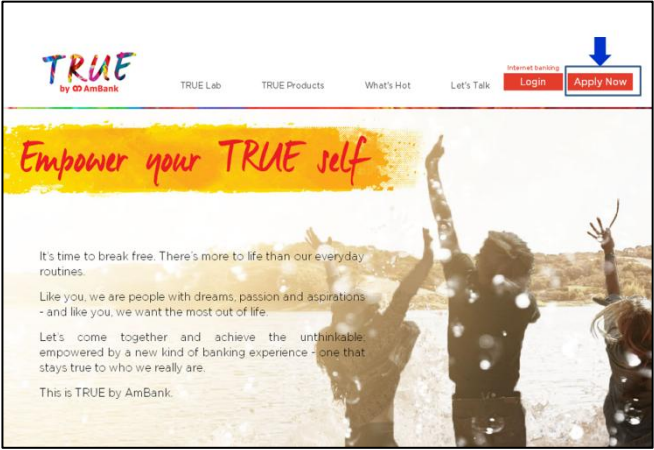
- 3) Fill in the details for your Username and Password and click Submit

- 4) Complete the online application form and click Submit

Online Application Steps for TRUE Debit MasterCard / TRUE VISA Credit Card

B. For AmBank Customer who has not registered AmOnline

1) Logon to www.truebyambank.com & click Apply Now on the top right corner.



2) Fill in the details and select either "TRUE Debit MasterCard (TRUE Transact Account & TRUE Savers Account)" or "TRUE Visa Credit Card". Click Submit



3) Select "Not registered yet? Register here."



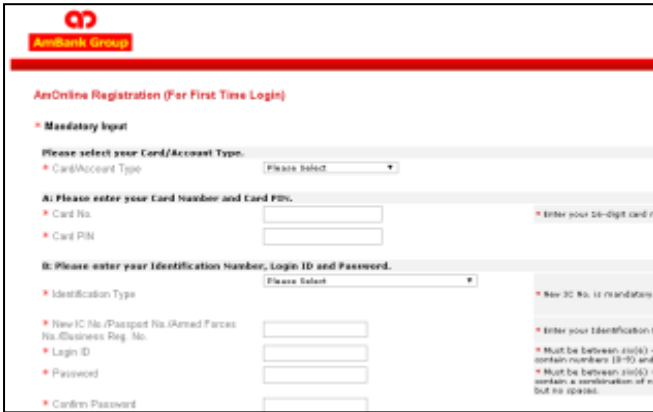
4) Click "I Accept" the Terms & Conditions



Online Application Steps for TRUE Debit MasterCard / TRUE VISA Credit Card

5) Fill in the details and click Submit

6) Select "TRUE Debit MasterCard (TRUE Transact Account & TRUE Savers Account)" or "TRUE Visa Credit Card" by ticking on the check box



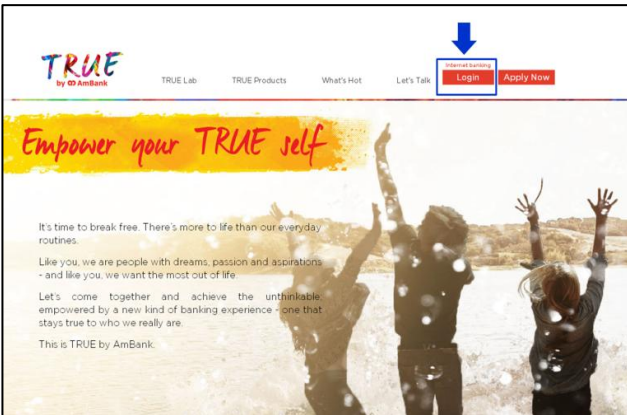

7) Complete the online application form and click Submit.



Online Application Steps for TRUE Debit MasterCard / TRUE VISA Credit Card

C. For AmBank Customer who has registered AmOnline

1) Login to AmOnline



2) Select Self Service > Online Application Forms > TRUE Application Form



3) Select "TRUE Debit MasterCard (TRUE Transact Account & TRUE Savers Account)" or "TRUE Visa Credit Card" by ticking on the check box

4) Complete the online application form and click Submit

